

BETA

TECHNICAL



saloni

BETA
Hypermodular
Dressing
Room



MORE THAN
20000
OPTIONS

saloní



Saloni

art of furniture



Every detail embodies finesse, every line reflects refinement — the **BETA** Dressing Room brings not only functionality but also prestige to your living spaces.

Designed for those who seek perfection, this exclusive system adapts flawlessly to your architecture with **six different height alternatives**, **while five distinct door options** redefine your aesthetic vision. With five door variations, it becomes easier than ever to create a look that reflects your personal style.

For acid-etched glass doors, **eleven different color alternatives** create elegant surfaces that play with light, while **four wooden door finishes** bring the warmth and authenticity of natural textures into your home.

Beyond appearances, this system is enhanced with specially designed interior modules that redefine your sense of organization. From jewelry trays to tie holders, shoe racks to trouser hangers — every detail is carefully crafted to ensure **maximum organization and ease of use**.

Pushing the boundaries of standard forms, its structural solutions offer more than just a wardrobe — **they create a living space seamlessly integrated into your architecture**.

This system is designed not only to hold your clothes, but also to embody your lifestyle. Every single detail has been meticulously considered. **Because great impact is always hidden in the smallest details.**

CONTENTS

- 8 **A FRESH BREATH FOR YOUR DRESSING ROOM: BETA**
- 10 **HEIGHT OPTIONS**
- 12 **MAIN CABINETS**
- 14 **ADDITIONAL TOP CABINETS**
- 16 **CUSTOMIZED END MODULES**
- 18 **INTERNAL MODULES**
- 20 **CUSTOM DESIGN DETAILS**
- 22 **LEATHER ORGANIZERS**
- 28 **DESIGN YOUR WARDROBE**
- 56 **COLORS**
- 58 **DOORS**
- 64 **EXTRA MODULES**





01

A FRESH BREATH FOR YOUR DRESSING ROOM: BETA

BETA IS HERE TO HELP YOU DESIGN YOUR CLOSET JUST THE WAY YOU IMAGINE! EVERY CENTIMETER OF YOUR SPACE WILL BE SHAPED AROUND YOUR NEEDS. TAKE THE FIRST STEP NOW TO CREATE A FUNCTIONAL AND STYLISH LIVING AREA.

Bringing a whole new spirit to the dressing room, BETA personalizes your space with a wide range of height and width alternatives. With tailored solutions for different layouts and customized internal modules, it offers endless possibilities to meet every need. Designed with premium materials and superior quality, BETA appeals to all tastes and lifestyles.

From the very beginning, BETA has been developed with **maximum flexibility** in mind. This flexibility is reflected not only in dimensions but also in models, materials, finishes, and accessories. A wide selection of components allows everyone to create a system that perfectly matches their style and needs.

Built around core modules of bodies and doors, the system can be adapted to your architectural layout — whether you prefer a **six-door wardrobe, a “U-shaped” arrangement, or an “L-shaped” design**. With various end modules, you can maximize both style and function in every corner.



02

HEIGHT OPTIONS

CHOOSE FROM 6 DIFFERENT HEIGHTS!

If you are looking for a wardrobe tailored to your needs, BETA's height options let you personalize your closet and design it exactly the way you want. For example, if your room has high ceilings, the 337 cm height ensures you make full use of the available space. For lower ceilings, the 237 cm height will make your wardrobe look as though it was custom-made for your room.

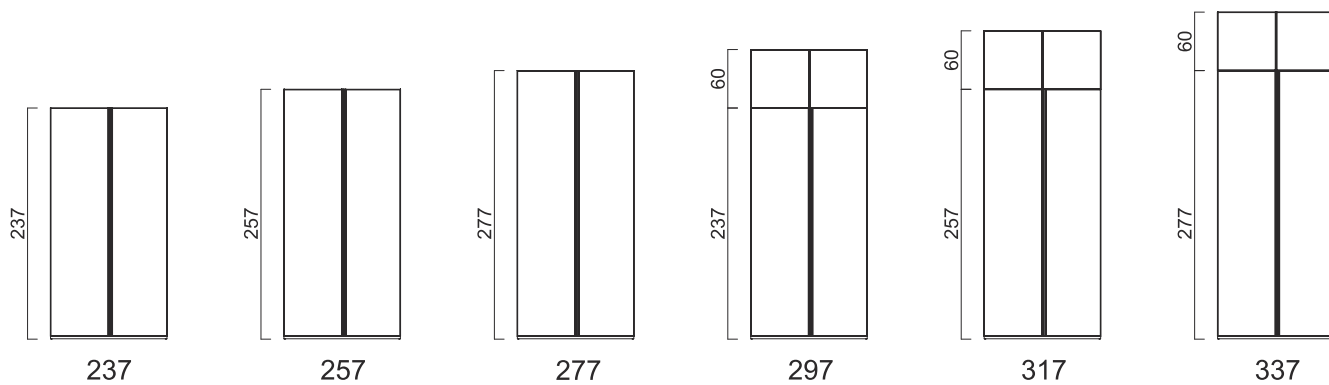
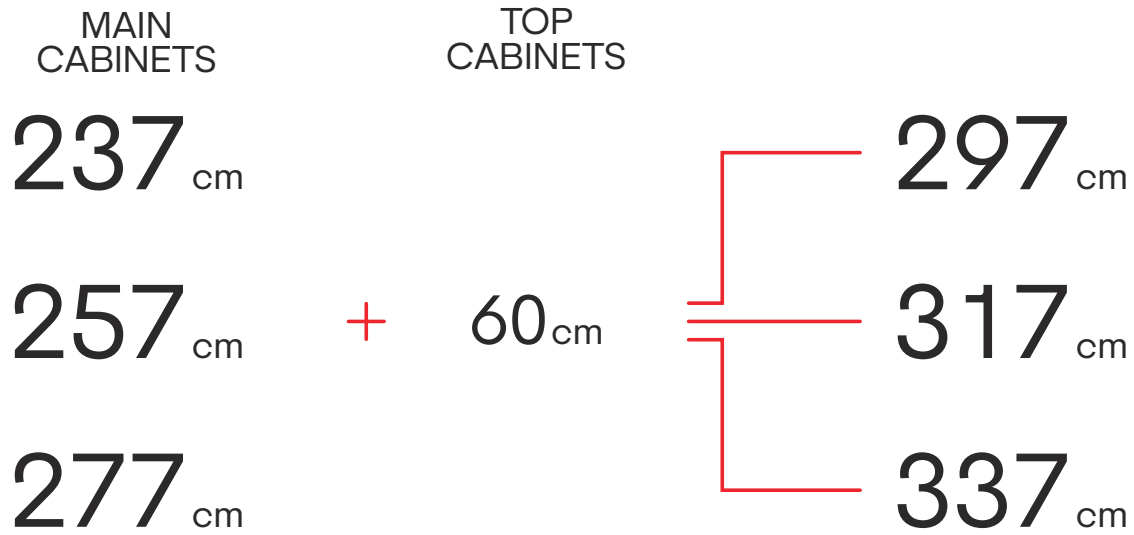
By selecting the height that best matches your ceiling:

- ° You gain more storage capacity.
- ° You avoid unused gaps above the wardrobe.
- ° Remember! If the distance between your ceiling and wardrobe is less than 10 cm, your wardrobe will never tip over during an earthquake, ensuring maximum safety.





For Hinged Cabinets (Double And Single),
There Should Be A Minimum Gap Of 4 Cm Between
The Ceiling And The Top Of The Wardrobe.



BY ADDING ADDITIONAL TOP CABINETS TO THE THREE MAIN
CABINETS OF DIFFERENT HEIGHTS, YOU CAN ACHIEVE A TOTAL
OF SIX DIFFERENT HEIGHT OPTIONS.

03

MAIN CABINETS

ORGANIZE YOUR DRESSING ROOM IN THE MOST FUNCTIONAL WAY BY DEFINING YOUR MAIN CABINETS.

Start by identifying the main cabinets in your wardrobe. Typically, the largest compartments are considered the main cabinets, although in some wardrobes there may be more than one. Once you decide which sections will serve as the main cabinets, plan what items will be stored inside.

Begin organizing your clothes by category. With the help of shelf organizers, you can make the space more functional, allowing you to access your belongings more easily. This method ensures your wardrobe is both neat and practical.

BG 01 / BETA SINGLE BODY : A hinged, 60 cm wide cabinet with 3 different height options. It can accommodate 5 types of doors, which can be installed on either the right or left side. The back panels are 8 mm thick, and the hinges open up to 110 degrees.

BG 02 / BETA DOUBLE BODY : A hinged, 120 cm wide cabinet with 3 different height options. It can accommodate 5 types of doors, which can be installed on either the right or left side. The back panels are 8 mm thick, and the hinges open up to 110 degrees.

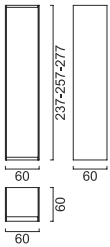
BG 03 / BETA CORNER CABINET : A hinged, 122x121 cm L shaped corner cabinet with 3 different height options. It can accommodate 5 types of doors. The back panels are 8 mm thick and the robotic hinges open up to 170 degrees.

BG 04 / BETA MIDDLE CABINET : Available in width options of 25 cm, 35 cm, and 45 cm, this open cabinet does not come with doors. It is available in 4 different colors and 3 different height options, with a depth of 40 cm.

BG 05 / BETA OUTER CORNER CABINET : Designed for end modules. A hinged door cabinet with right and left versions. It offers 3 different height options. It can accommodate 5 types of doors. The back panels are 8 mm thick and the hinges open up to 110 degrees.

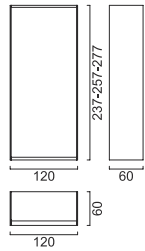
BG 06 / BETA COAT CLOSET : Designed for end modules. 44 cm width x 63 cm depth cabinet with 3 different height options. The back panels are 8 mm thick. The upper door hinges open up to 110 degrees and the lower drawers have full extension tandem rails with soft close.

BG 07 / BETA ANGLED CABINET : Designed for end modules. 53 cm wide hinged door cabinet with right and left versions. It offers 3 different height options. It can accommodate 5 types of doors. The back panels are 8 mm thick and the hinges open up to 30 degrees.



BG 01

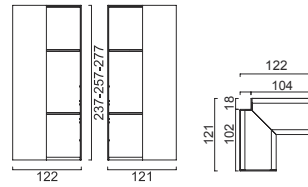
BETA
SINGLE BODY



BG 02

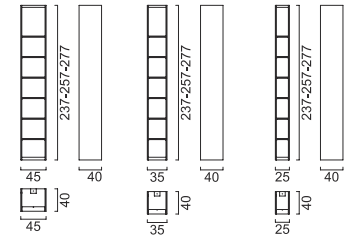
BETA
DOUBLE BODY

*BACKREST IS NOT INCLUDED.



BG 03

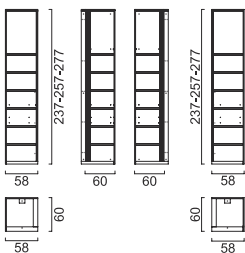
BETA
CORNER CABINET



BG 04

BETA
MIDDLE CABINET

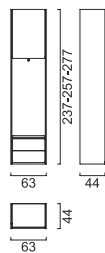
*THERE ARE 25, 35 AND 45 CM
WIDTH MEASUREMENTS.



BG 05

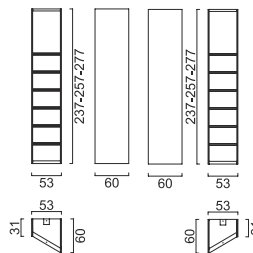
BETA
OUTER CORNER
CABINET

*THERE ARE RIGHT
AND LEFT OPTIONS



BG 06

BETA
COAT CLOSET



BG 07

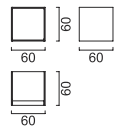
BETA
ANGLED
CABINET

*THERE ARE RIGHT
AND LEFT OPTIONS



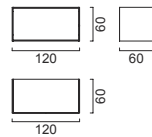
ADDITIONAL TOP CABINETS

TOP CABINETS LET YOU USE EVERY CENTIMETER OF VERTICAL SPACE EFFICIENTLY AND GAIN MAXIMUM STORAGE SPACE.



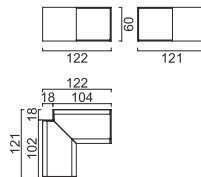

BUG 01

BETA
SINGLE
TOP MODULE



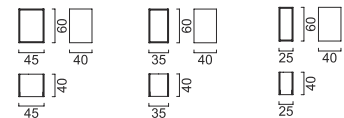
BUG 02

BETA
DOUBLE
TOP MODULE



BUG 03

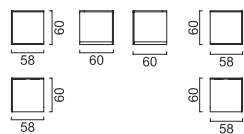
BETA
CORNER
TOP MODULE



BUG 04

BETA
MIDDLE
TOP MODULE

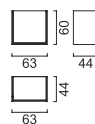
*THERE ARE 25, 35 AND 45 CM WIDTH MEASUREMENTS.



BUG 05

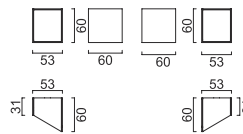
BETA
OUTER CORNER
TOP MODULE

*THERE ARE RIGHT AND LEFT OPTIONS



BUG 06

BETA
COAT CABINET
TOP MODULE



BUG 07

BETA
ANGLED
TOP MODULE

*THERE ARE RIGHT AND LEFT OPTIONS

04

CUSTOMIZED END MODULES

EVERY DETAIL OF OUR MODULAR DRESSING ROOM SYSTEM IS METICULOUSLY DESIGNED TO OFFER NOT ONLY FUNCTIONALITY BUT ALSO TIMELESS ELEGANCE. COMPLETING THE COLLECTION, THESE CUSTOM END MODULES BRING ARCHITECTURAL HARMONY AND REFINED SOPHISTICATION TO YOUR SPACE.

Coat Cabinet : An elegant welcome point at the entrance to the dressing room. Designed for everyday items such as coats and jackets, this module perfectly combines order and elegance with its puff detail.

Outer Corner Cabinet : This design, which makes the most efficient use of corner areas, provides a seamless storage flow and a strong architectural appearance.

Angled Cabinet : With its dynamic lines and elegant angles, this module adds a sophisticated depth and distinctive character to your dressing room.

Each module is fully customizable to your personal preferences, transforming your dressing room from a simple storage space into a personalized, luxurious living environment.



BG 06

BETA
COAT
CLOSET



BG 05

BETA
OUTER CORNER
CABINET



BG 07

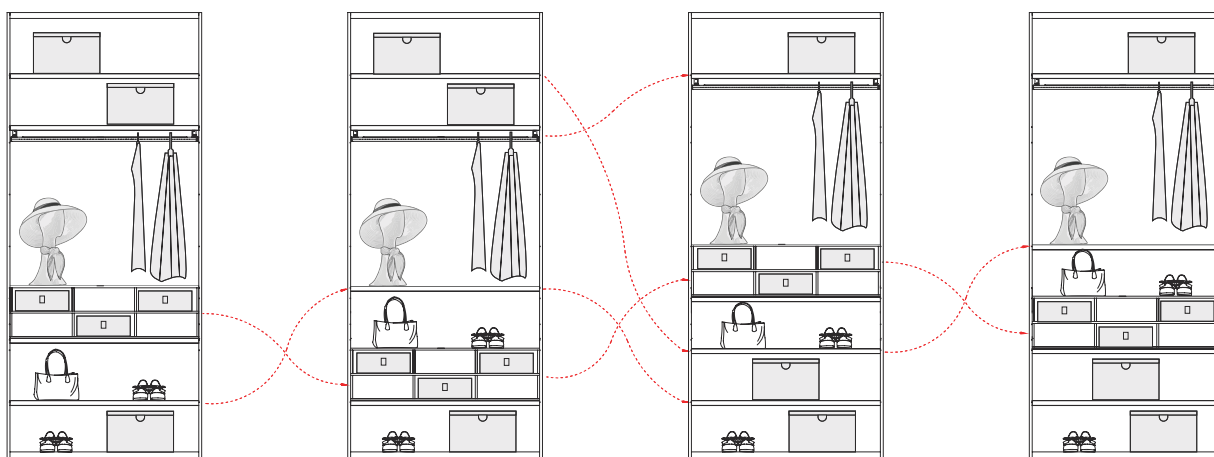
BETA
ANGLED
CABINET

05

INTERNAL MODULES

BETA CABINET SYSTEMS ARE DESIGNED SO THAT EVERYONE CAN CREATE CABINETS SUITABLE FOR THEIR OWN NEEDS.

You can easily install any of the "26 different internal modules" into the specially designed holes on the side panels of your cabinet. BETA's internal modules are fully adaptable — they can be changed, added, or rearranged to suit your storage needs.



BD 15

MODULES THAT CAN BE CHANGED ACCORDING TO THE PURPOSE OF USE



BM 09
BETA
TROUSER
MODULE



BM 19
BETA
SHOE
MODULE



BM 06
BETA
6-COMPARTMENT
SHIRT MODULE



BM 08
BETA
JEWELRY
MODULE

06

CUSTOM DESIGN DETAILS



Hinges :

For superior comfort and durability, Beta cabinets are equipped with Titus brand hinges.

The integrated brake system ensures quiet and smooth closing without bounce effect, delivering long-lasting and reliable performance.

With its tool-free, easy installation feature, it saves time. Thanks to its clip-on base on three sides, it offers practical installation.

For corner cabinets, special Titus robotic hinges have been chosen.




Shelf Holder :

Ferramenta brand imported shelf supports add an aesthetic detail to your cabinets with their sturdy construction and stylish appearance.



Ventilation Cover :

Ventilation covers designed specifically for our company allow for the orderly passage of electrical cables while enabling air circulation inside the cabinet.



Dust Seal :


Thanks to the specially designed dust seal, your cabinet stays clean.



Plugs :

Our specially designed plugs, available in 3 mm and 5 mm sizes, provide a decorative solution for covering unused holes within the cabinets.

Their sandstone color ensures a seamless visual harmony.



LEDs :

LED systems manufactured with Mocha-colored electrostatic painted aluminum profiles designed specifically for our company prevent eye strain by reflecting light at an angle

Two LED was used in the double body and corner cabinet. A single LED was used in the single body, outer corners, angled cabinets, coat rack cabinet and intermediate cabinets.

One adapter set (16.5 amps) is sufficient for every 4 cabinets.



Hangers :

The hanger pipes are specially manufactured from round pipe with a thickness of 1.5 mm.

Hanger pipes are electrostatic powder painted.


Hanger flange and plugs are specially designed for our company. Their sandstone color ensures a seamless visual harmony.



Glass Frame Drawers :

The glass-framed drawers, which stand out with their elegant design, feature tempered smoked reflective 4 mm glass within wood-coated aluminum profiles.

The elegance is completed with a mocha-colored handle.



07

LEATHER ORGANIZERS

ELEGANCE AND FUNCTIONALITY COMBINED IN A SPECIAL DESIGN LEATHER BOX AND ORGANIZERS, BRINGING PERFECT ORDER TO YOUR LIVING SPACES.

Exclusive Models: A collection with 5 different alternatives, including watches, rings, earrings, belts, and ties, with every detail considered.

Size Options: Available in 33 cm and 38 cm, adapting to different storage needs.

Seamless Harmony: These organizers fit perfectly inside islands, make-up units, wardrobe jewelry modules, dressers, nightstands, and Alfa series products, creating a cohesive look throughout your home.

Flexible Usage: Organizers can be ordered individually or as sets, in any quantity or combination you prefer.

Complementary Options: Shirt and sweater boxes are also available separately. For drawers, special pads can replace leather organizers if desired. With its timeless design and meticulous attention to detail, this collection combines luxury and order in everyday life.



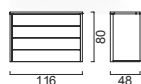
BM 40
BETA
LEATHER WATCH
ORGANIZER



BM 43
BETA
LEATHER BELT
ORGANIZER

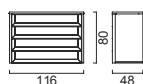


BM 52
BETA
LEATHER BOX
1 PC



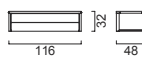
BM 01

BETA
FOUR
DRAWERS
MODULE



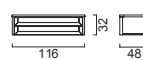
BM 02

BETA
FOUR
DRAWERS
GLASS
MODULE



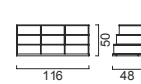
BM 03

BETA
TWO
DRAWERS
MODULE



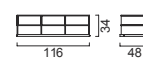
BM 04

BETA
TWO
DRAWERS
GLASS
MODULE



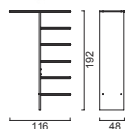
BM 05

BETA
9-COMPARTMENT
SHIRT
MODULE



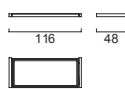
BM 06

BETA
6-COMPARTMENT
SHIRT
MODULE



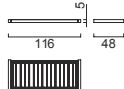
BM 07

BETA
LONG
VERTICAL
SHELF
MODULE



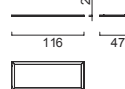
BM 08

BETA
JEWELRY
MODULE



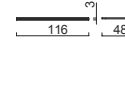
BM 09

BETA
TROUSER
MODULE



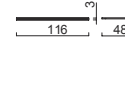
BM 10

BETA
GLASS SHELF
MODULE
1 PC



BM 11

BETA
WOODEN
SHELF
MODULE
1 PC



BM 12

BETA
WOODEN
SHELF
MODULE
2 PCS

BM 01 / BM 02 DRAWER MODULE : Four deep and wide drawers with full-extension tandem slides and soft-close mechanism. Drawer bottoms are 12 mm thick. Drawer fronts combine aluminum-profile frames with glass and particle board panels.

BM 03 / BM 04 DRAWER MODULE : Two deep and wide drawers with full-extension tandem slides and soft-close mechanism. Drawer bottoms are 12 mm thick. Drawer fronts feature aluminum-profile frames with glass and particle board panels.

BM 05 / BM 06 SHIRT MODULE : Available in 6 and 9 compartments, this module is an ideal storage unit for t-shirts and sweaters, constructed from 12 mm particle board.

BM 07 LONG VERTICAL SHELF MODULE : Designed for long dresses while also providing storage for sweaters and t-shirts in six compartments.

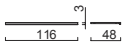
BM 08 JEWELRY MODULE : Can be used with leather organizers or independently. Features a mocha-colored aluminum frame with sliding rails.

***Leather organizers sold separately.**

BM 09 TROUSER MODULE : Mocha-colored aluminum-framed sliding pants rack with removable pants hangers.

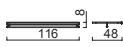
BM 10 GLASS SHELF MODULE : Glass shelf module framed in mocha-colored aluminum.

BM 11 / BM 12 / BM 13 WOODEN SHELF MODULE : 18 mm thick particle board with 30 mm aluminum profile reinforcement on the front shelves connected with imported fasteners.



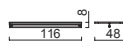
BM 13

BETA
WOODEN
SHELF
MODULE
3 PCS



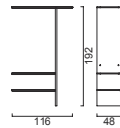
BM 14

BETA
WOODEN
SHELF
MODULE WITH
HANGER 1 PC



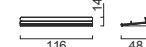
BM 15

BETA
WOODEN
SHELF
MODULE WITH
HANGER 2 PCS



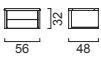
BM 16

BETA
IRONING
MODULE



BM 19

BETA
SHOE
MODULE
2 PCS



BM 60

BETA
SINGLE BODY
2 DRAWERS
MODULE



BM 61

BETA
SINGLE BODY
2 DRAWERS
GLASS
MODULE



BM 62

BETA
SINGLE BODY
WOODEN
SHELF
MODULE 1 PC



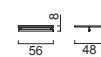
BM 63

BETA
SINGLE BODY
WOODEN
SHELF
MODULE 2 PCS



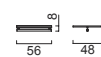
BM 64

BETA
SINGLE BODY
WOODEN
SHELF
MODULE 3 PCS



BM 65

BETA
SINGLE BODY
WOODEN
SHELF
MODULE WITH
HANGER 1 PC



BM 66

BETA
SINGLE BODY
WOODEN
SHELF
MODULE WITH
HANGER 2 PCS

BM 14 / BM 15 WOODEN SHELF MODULE WITH HANGER : The hanger pipes are electrostatically powder coated in mocha color. The hanger flange and plugs are specially designed for our company and are sandstone colored.

BM 16 IRONING SECTION MODULE : Designed to complement hanging and shelf modules, this unit provides storage for iron tables, upright vacuums, and other tall household items.

BM 19 SHOE STORAGE MODULE : Two-tier open module designed for all types of shoes, allowing easy visibility and access. Compatible with double-body cabinet layouts.

BM 60 / BM 61 SINGLE BODY DRAWER MODULE : Two drawers with full-extension tandem slides and soft-close mechanism. Drawer bottoms are 12 mm thick. Drawer fronts feature aluminum-profile frames with glass and particle board panels.

BM 62 / BM 63 / BM 64 SINGLE BODY WOODEN SHELF MODULE : 18 mm thick particle board with 30 mm aluminum profile reinforcement on the front shelves connected with imported fasteners.

BM 65 / BM 66 SINGLE-BODY WOODEN SHELF MODULE WITH HANGER : Hanging rods finished in mocha-colored electrostatic powder coating. Custom-designed flanges and plugs are sandstone-colored, exclusive to our cabinet system.



BM 17

BETA
ADAPTOR

BM 18

BETA
ELECTRICAL
CONTROL
COVER
MODULE

BM 30

BETA
DOUBLE BODY
BACK
1 PC
237 CM

BM 31

BETA
DOUBLE BODY
BACK
2 PCS
237 CM

BM 32

BETA
DOUBLE BODY
BACK
3 PCS
237 CM



BM 33

BETA
DOUBLE BODY
BACK
1 PC
257 CM

BM 34

BETA
DOUBLE BODY
BACK
2 PCS
257 CM

BM 35

BETA
DOUBLE BODY
BACK
3 PCS
257 CM

BM 36

BETA
DOUBLE BODY
BACK
1 PC
277 CM

BM 37

BETA
DOUBLE BODY
BACK
2 PCS
277 CM

BM 38

BETA
DOUBLE BODY
BACK
3 PCS
277 CM

BM17 ADAPTOR : Adaptor set for 4 double body. It is 16,5 amps and the cable is 3 meter.

BM18 ELECTRICAL CONTROL COVER MODULE : A cover module that provides easy access to electrical cables while concealing their cluttered appearance.

BM 30-31-32-33-34-35-36-37-38 DOUBLE BODY BACK :

The backrests are 8 mm particle board with a leather look. A single piece backrest is also used in the double bodies.



For Beta Units With Additional Top Cabinets, This Module Must Be Ordered At A Ratio Of One Per Every Four Cabinets.



BM 40

BETA
LEATHER
WATCH
ORGANIZER
33 CM



BM 41

BETA
LEATHER
RING
ORGANIZER
33 CM



BM 42

BETA
LEATHER
EARRING
ORGANIZER
33 CM



BM 43

BETA
LEATHER
BELT
ORGANIZER
33 CM



BM 44

BETA
LEATHER
TIE
ORGANIZER
33 CM



BM 45

BETA
LEATHER
WATCH
ORGANIZER
38 CM



BM 46

BETA
LEATHER
RING
ORGANIZER
38 CM



BM 47

BETA
LEATHER
EARRING
ORGANIZER
38 CM



BM 48

BETA
LEATHER
BELT
ORGANIZER
38 CM



BM 49

BETA
LEATHER
TIE
ORGANIZER
38 CM



BM 50

BETA
LEATHER
DRAWER
PAD
33 CM



BM 51

BETA
LEATHER
DRAWER
PAD
38 CM



BM 52

BETA
LEATHER
BOX
1 PC

BM 40-41-42-43-44-45-46-47-48-49 LEATHER ORGANIZERS:

Collection offering 5 different options: watch organizer, ring organizer, earring organizer, belt organizer, and tie organizer. Available in 33 cm and 38 cm.

BM 50-51 LEATHER DRAWER PAD:

This can be used inside drawers. Two size options are available: 33 and 38 cm.

BM 52 LEATHER BOX :

Specifically designed for storing shirts and sweaters.

08

DESIGN YOUR OWN CABINET

BETA GIVES CUSTOMERS THE OPPORTUNITY TO CREATE A FULLY PERSONALIZED CABINET DESIGN!

Thanks to specially pre-drilled holes on the right and left sides, you can arrange the internal modules as you wish, creating a cabinet that is completely unique to you.

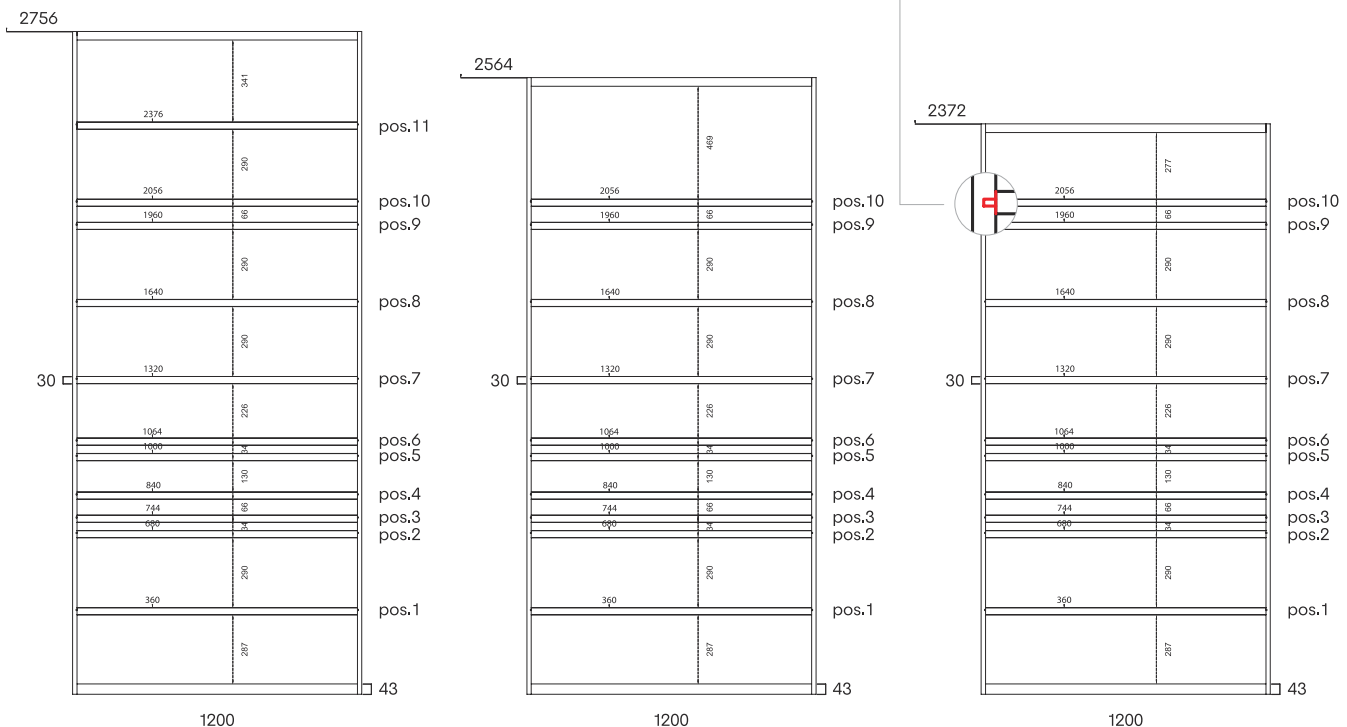
With this flexibility offered for single- and double-body units, BETA allows you to generate unlimited cabinet combinations.

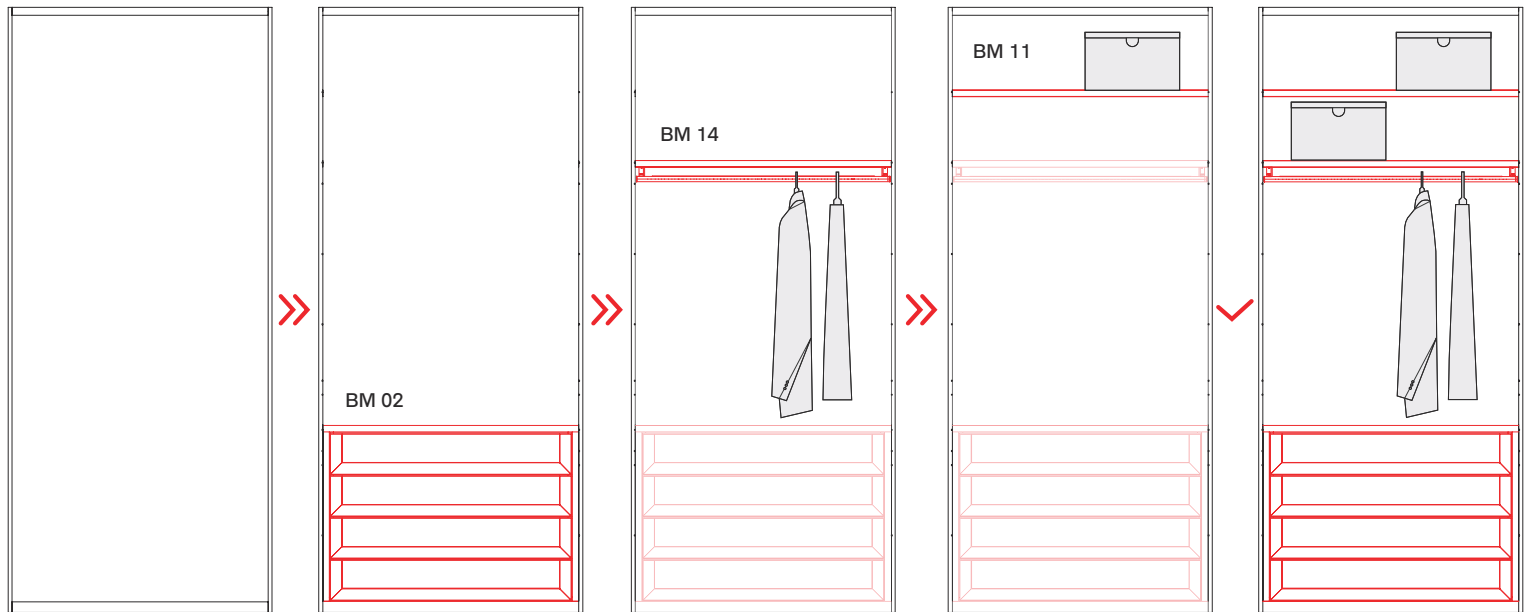
Choose the Cabinet that Best Meets Your Needs!

On the following pages, explore the most ideal cabinet options we have prepared for you, making it easy to decide the perfect configuration for your space.



BG 03 CORNER CABINET,
BG 04 INTERMEDIATE CABINET,
BG 05 OUTER CORNER CABINET,
BG 06 COAT CABINET,
BG 07 ANGLED CABINET
OUR STANDARD INTERIORS ARE FIXED
AND CANNOT BE MODIFIED.





BG 02
BETA
DOUBLE BODY

Step 1

BM 02
BETA
FOUR DRAWERS
GLASS MODULE

Step 2

BM 14
BETA
WOODEN SHELF MODULE
WITH HANGER 1 PC

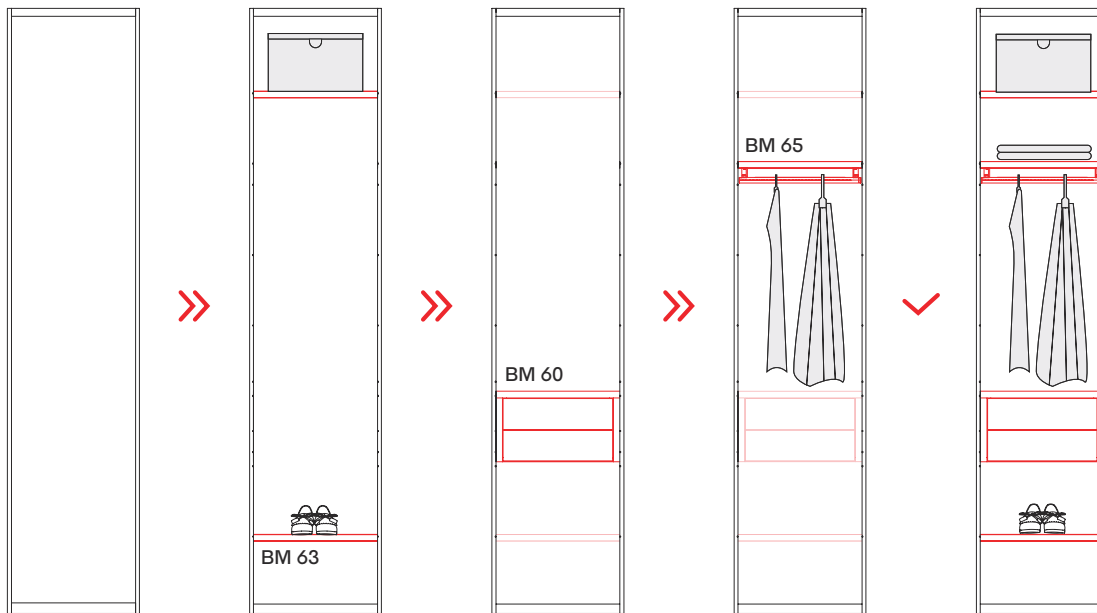
Step 3

BM 11
BETA
WOODEN SHELF
MODULE 1 PC

Step 4

BD 03
BETA
DOUBLE CABINET WITH
4 DRAWERS GLASS MODULE

BG 02-277	1 pc
BM 36	1 pc
BM 02	1 pc
BM 14	1 pc
BM 11	1 pc



BG 01
BETA
SINGLE BODY

Step 1

BM 63
BETA
SINGLE BODY
WOODEN SHELF
MODULE 2 PCS

Step 2

BM 60
BETA
SINGLE BODY
2 DRAWERS
MODULE

Step 3

BM 65
BETA
SINGLE BODY WOODEN
SHELF MODULE WITH
HANGER 1 PC

Step 4

BD 18
BETA
SINGLE CABINET WITH HANGER
AND DRAWERS MODULE

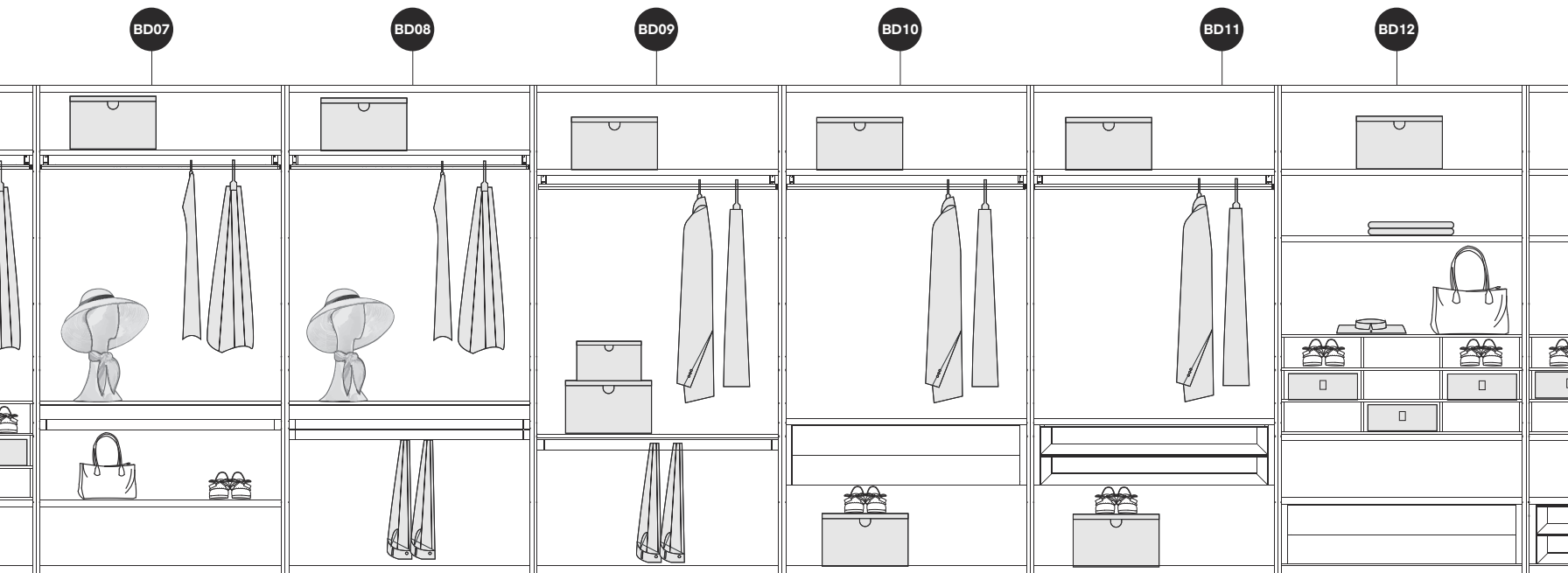
BG 01-277	1 pc
BM 63	1 pc
BM 60	1 pc
BM 65	1 pc

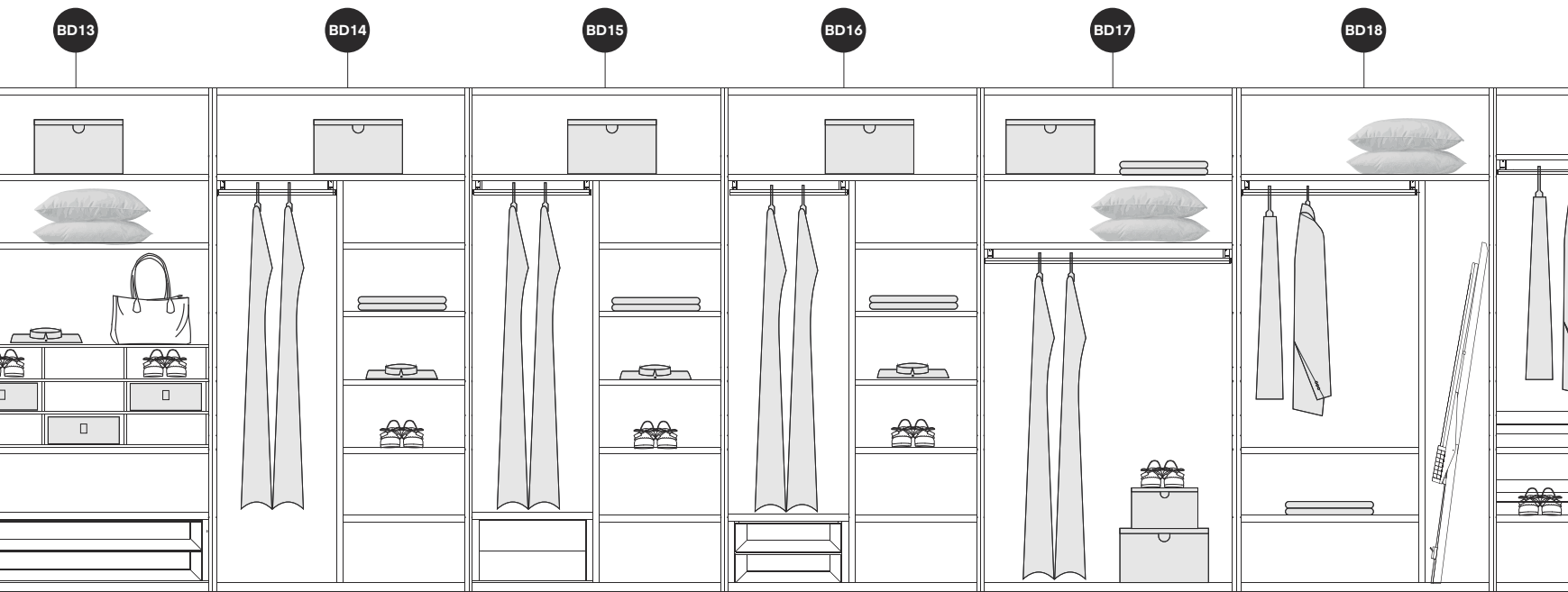


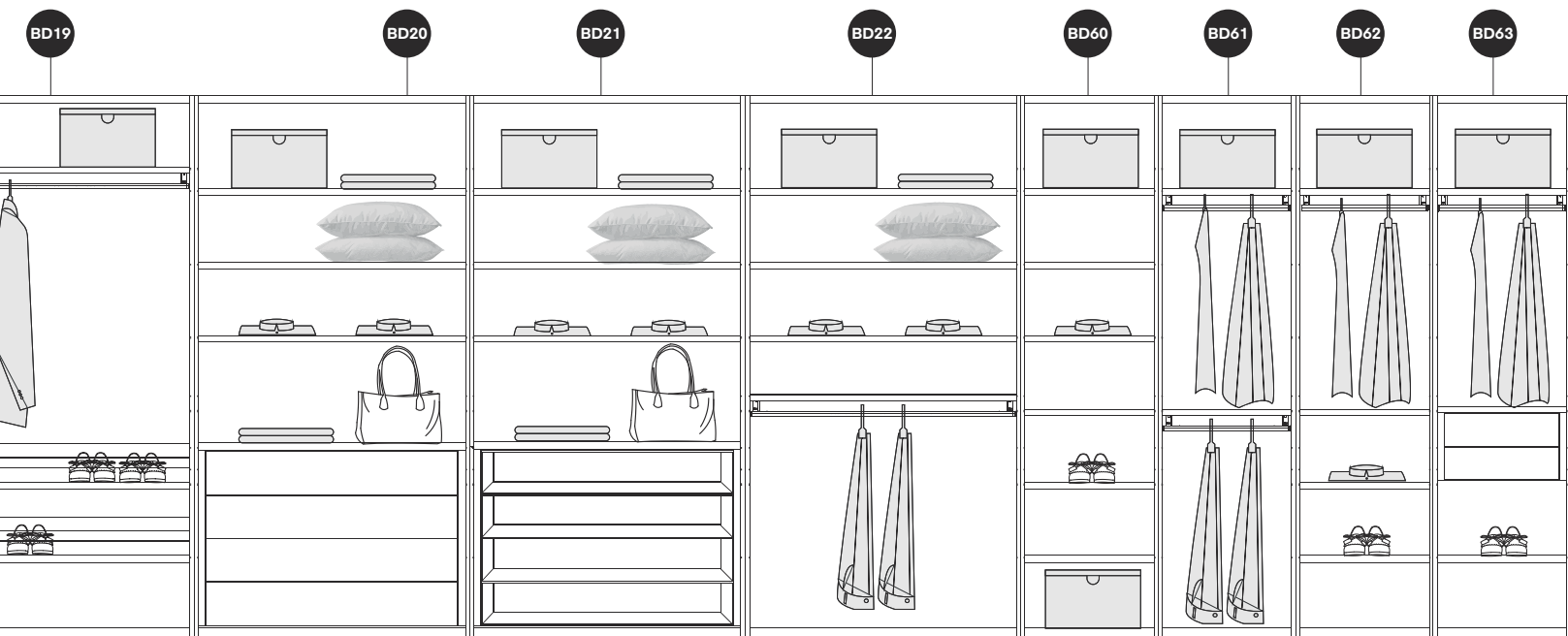


237 CM OUR SUGGESTIONS










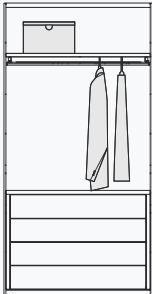
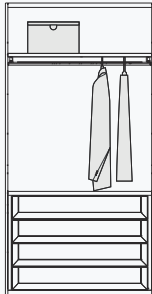
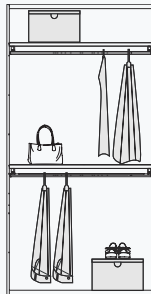
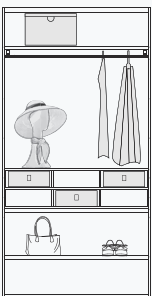



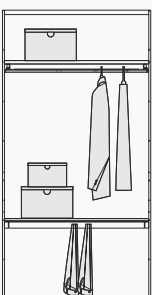
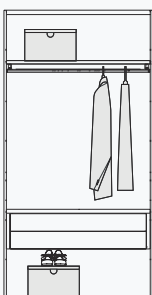


A PERFECT PLACE FOR
EVERY OUTFIT !



BETA

237 CM

OUR SUGGESTIONS

 <p>BD 01-237</p> <p>BETA DOUBLE CABINET WITH 6 SHELVES</p> <p>Content of this order ;</p> <p>BG 02-237 1 pc BM 30 1 pc BM 13 2 pcs</p> <p>Consists of these modules</p>	 <p>BD 02-237</p> <p>BETA DOUBLE CABINET WITH 4 DRAWERS MODULE</p> <p>Content of this order ;</p> <p>BG 02-237 1 pc BM 30 1 pc BM 01 1 pc BM 14 1 pc</p> <p>Consists of these modules</p>	 <p>BD 03-237</p> <p>BETA DOUBLE CABINET WITH 4 DRAWERS GLASS MODULE</p> <p>Content of this order ;</p> <p>BG 02-237 1 pc BM 30 1 pc BM 02 1 pc BM 11 1 pc</p> <p>Consists of these modules</p>	 <p>BD 04-237</p> <p>BETA DOUBLE CABINET WITH HANGER</p> <p>Content of this order ;</p> <p>BG 02-237 1 pc BM 30 1 pc BM 15 1 pc</p> <p>Consists of these modules</p>
 <p>BD 05-237</p> <p>BETA DOUBLE CABINET WITH 6-COMPARTMENT SHIRT MODULE</p> <p>Content of this order ;</p> <p>BG 02-237 1 pc BM 30 1 pc BM 14 1 pc BM 06 1 pc BM 11 1 pc</p> <p>Consists of these modules</p>	 <p>BD 06-237</p> <p>BETA DOUBLE CABINET WITH 9-COMPARTMENT SHIRT MODULE</p> <p>Content of this order ;</p> <p>BG 02-237 1 pc BM 30 1 pc BM 05 1 pc BM 14 1 pc</p> <p>Consists of these modules</p>	 <p>BD 07-237</p> <p>BETA DOUBLE CABINET WITH JEWELRY MODULE</p> <p>Content of this order ;</p> <p>BG 02-237 1 pc BM 30 1 pc BM 08 1 pc BM 10 1 pc BM 11 1 pc BM 14 1 pc</p> <p>Consists of these modules</p>	 <p>BD 08-237</p> <p>BETA DOUBLE CABINET WITH JEWELRY AND TROUSER MODULE</p> <p>Content of this order ;</p> <p>BG 02-237 1 pc BM 30 1 pc BM 10 1 pc BM 08 1 pc BM 09 1 pc BM 14 1 pc</p> <p>Consists of these modules</p>
 <p>BD 09-237</p> <p>BETA DOUBLE CABINET WITH TROUSER MODULE</p> <p>Content of this order ;</p> <p>BG 02-237 1 pc BM 30 1 pc BM 10 1 pc BM 09 1 pc BM 14 1 pc</p> <p>Consists of these modules</p>	 <p>BD 10-237</p> <p>BETA DOUBLE CABINET WITH 2 DRAWERS MODULE</p> <p>Content of this order ;</p> <p>BG 02-237 1 pc BM 30 1 pc BM 03 1 pc BM 14 1 pc</p> <p>Consists of these modules</p>	 <p>BD 11-237</p> <p>BETA DOUBLE CABINET WITH 2 DRAWERS GLASS MODULE</p> <p>Content of this order ;</p> <p>BG 02-237 1 pc BM 30 1 pc BM 04 1 pc BM 14 1 pc</p> <p>Consists of these modules</p>	 <p>BD 12-237</p> <p>BETA DOUBLE CABINET WITH 2 DRAWERS AND 9-COMPARTMENT SHIRT MODULE</p> <p>Content of this order ;</p> <p>BG 02-237 1 pc BM 30 1 pc BM 03 1 pc BM 12 1 pc BM 05 1 pc</p> <p>Consists of these modules</p>



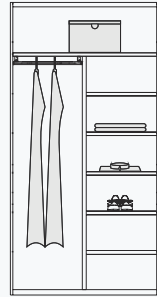
BD 13-237

BETA
**DOUBLE CABINET
WITH 2 DRAWERS
GLASS AND
9-COMPARTMENT
SHIRT MODULE**

Content of this order ;

- BG 02-237 1 pc
- BM 30 1 pc
- BM 04 1 pc
- BM 12 1 pc
- BM 05 1 pc

Consists of these modules



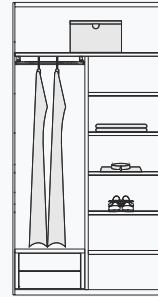
BD 14-237

BETA
**DOUBLE CABINET
WITH LONG
VERTICAL
SHELF
MODULE**

Content of this order ;

- BG 02-237 1 pc
- BM 30 1 pc
- BM 07 1 pc

Consists of these modules



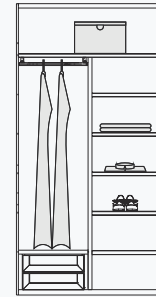
BD 15-237

BETA
**DOUBLE CABINET
WITH LONG
VERTICAL SHELF
AND DRAWERS
MODULE**

Content of this order ;

- BG 02-237 1 pc
- BM 30 1 pc
- BM 07 1 pc
- BM 60 1 pc

Consists of these modules



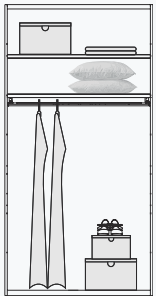
BD 16-237

BETA
**DOUBLE CABINET
WITH LONG
VERTICAL SHELF
AND DRAWERS
GLASS MODULE**

Content of this order ;

- BG 02-237 1 pc
- BM 30 1 pc
- BM 07 1 pc
- BM 61 1 pc

Consists of these modules



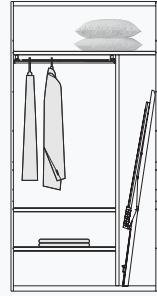
BD 17-237

BETA
**DOUBLE CABINET
WITH
HANGER AND
2 SHELVES**

Content of this order ;

- BG 02-237 1 pc
- BM 30 1 pc
- BM 11 1 pc
- BM 14 1 pc

Consists of these modules



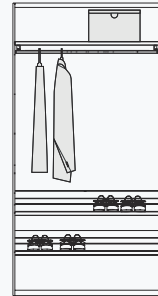
BD 18-237

BETA
**DOUBLE CABINET
WITH IRONING
SECTION
MODULE**

Content of this order ;

- BG 02-237 1 pc
- BM 30 1 pc
- BM 16 1 pc

Consists of these modules



BD 19-237

BETA
**DOUBLE CABINET
WITH SHOE
STORAGE
MODULE**

Content of this order ;

- BG 02-237 1 pc
- BM 30 1 pc
- BM 19 1 pc
- BM 14 1 pc

Consists of these modules



BD 20-237

BETA
**DOUBLE CABINET
WITH
4 DRAWERS
MODULE AND
4 SHELVES**

Content of this order ;

- BG 02-237 1 pc
- BM 30 1 pc
- BM 13 1 pc
- BM 01 1 pc

Consists of these modules



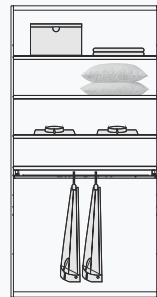
BD 21-237

BETA
**DOUBLE CABINET
WITH
4 DRAWERS
GLASS
MODULE AND
4 SHELVES**

Content of this order ;

- BG 02-237 1 pc
- BM 30 1 pc
- BM 13 1 pc
- BM 02 1 pc

Consists of these modules



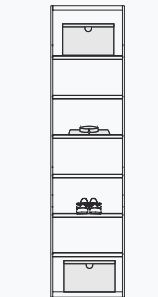
BD 22-237

BETA
**DOUBLE CABINET
WITH
HANGER AND
4 SHELVES**

Content of this order ;

- BG 02-237 1 pc
- BM 30 1 pc
- BM 13 1 pc
- BM 14 1 pc

Consists of these modules



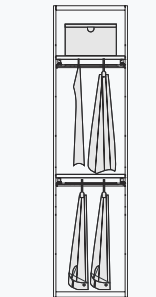
BD 60-237

BETA
**SINGLE CABINET
WITH
6 SHELVES**

Content of this order ;

- BG 01-237 1 pc
- BM 64 2 pcs

Consists of these modules



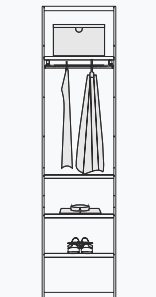
BD 61-237

BETA
**SINGLE CABINET
WITH
HANGER**

Content of this order ;

- BG 01-237 1 pc
- BM 66 1 pc

Consists of these modules



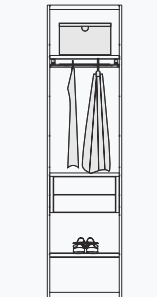
BD 62-237

BETA
**SINGLE CABINET
WITH HANGER
AND
SHELVES**

Content of this order ;

- BG 01-237 1 pc
- BM 64 1 pc
- BM 65 1 pc

Consists of these modules



BD 63-237

BETA
**SINGLE CABINET
WITH
HANGER AND
DRAWERS
MODULE**

Content of this order ;

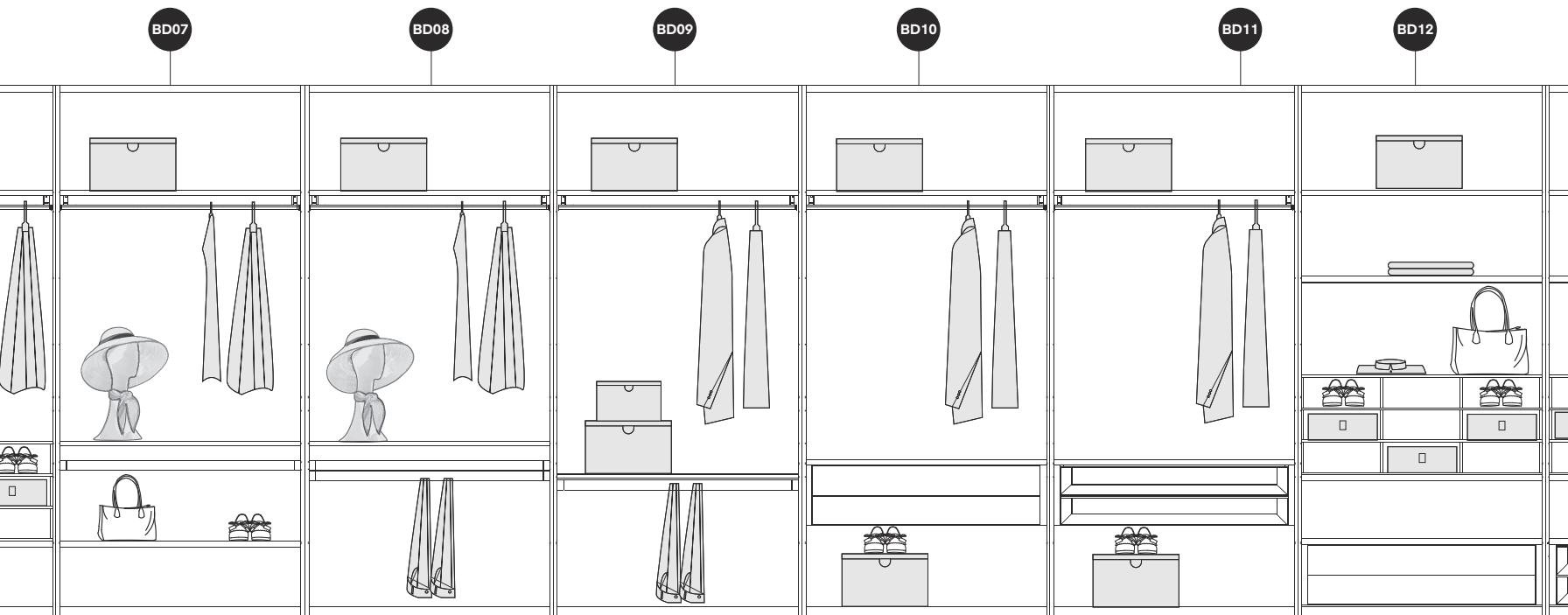
- BG 01-237 1 pc
- BM 62 1 pc
- BM 65 1 pc
- BM 60 1 pc

Consists of these modules

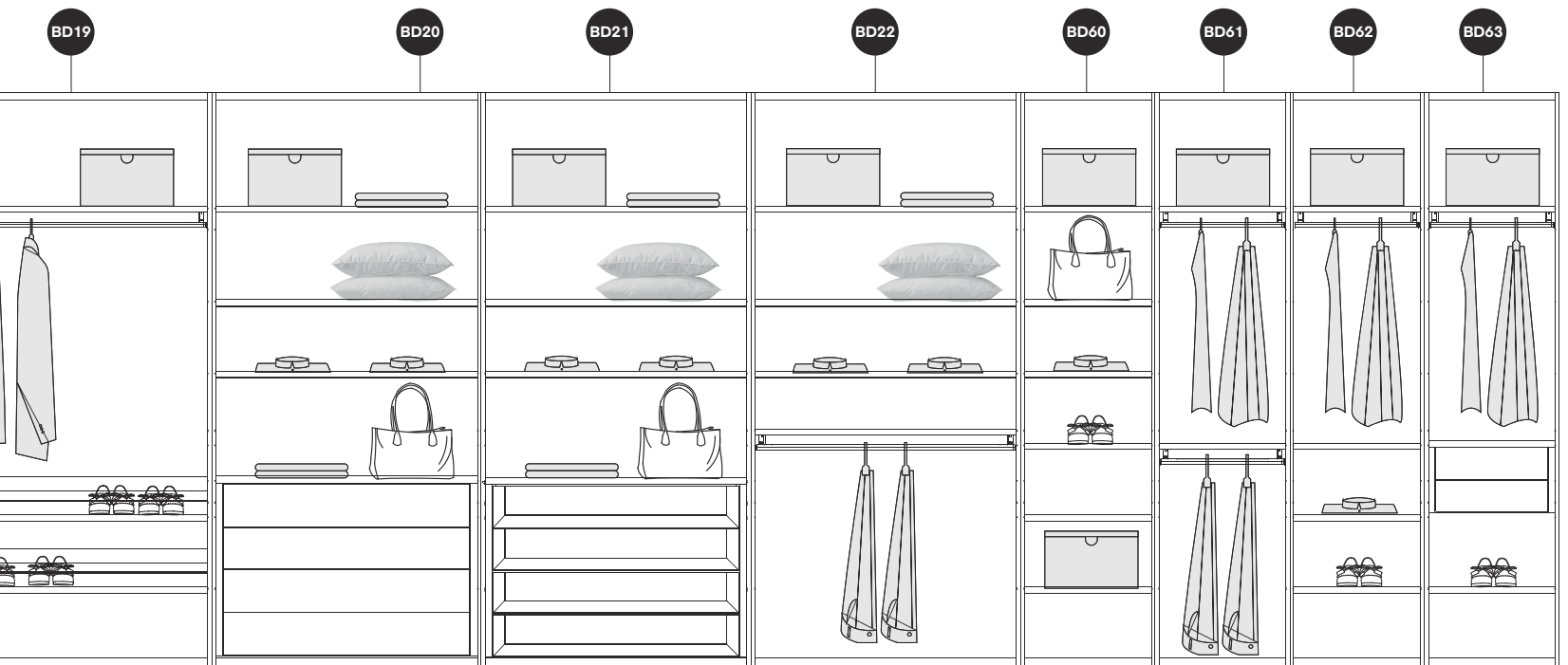


257 CM OUR SUGGESTIONS









A DRESSING ROOM AS UNIQUE AS YOUR STYLE !



BETA

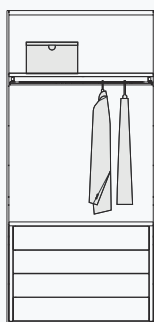
257 CM

OUR SUGGESTIONS



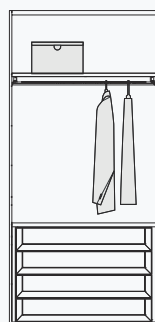
BD 01-257
BETA
DOUBLE
CABINET WITH
6 SHELVES

Content of this order ;
BG 02-257 1 pc
BM 33 1 pc
BM 13 2 pcs
Consists of
these modules



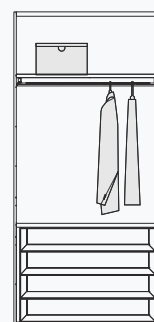
BD 02-257
BETA
DOUBLE
CABINET WITH
4 DRAWERS
MODULE

Content of this order ;
BG 02-257 1 pc
BM 33 1 pc
BM 01 1 pc
BM 14 1 pc
Consists of
these modules




BD 03-257
BETA
DOUBLE
CABINET WITH
4 DRAWERS
GLASS
MODULE

Content of this order ;
BG 02-257 1 pc
BM 33 1 pc
BM 02 1 pc
BM 11 1 pc
Consists of
these modules




BD 04-257
BETA
DOUBLE
CABINET WITH
HANGER

Content of this order ;
BG 02-257 1 pc
BM 33 1 pc
BM 15 1 pc
Consists of
these modules




BD 05-257
BETA
DOUBLE
CABINET WITH
6-COMPARTMENT
SHIRT MODULE

Content of this order ;
BG 02-257 1 pc
BM 33 1 pc
BM 14 1 pc
BM 06 1 pc
BM 11 1 pc
Consists of
these modules



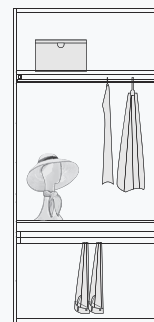
BD 06-257
BETA
DOUBLE
CABINET WITH
9-COMPARTMENT
SHIRT MODULE

Content of this order ;
BG 02-257 1 pc
BM 33 1 pc
BM 05 1 pc
BM 14 1 pc
Consists of
these modules



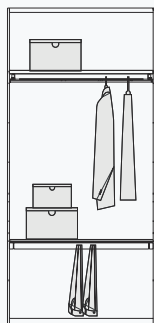
BD 07-257
BETA
DOUBLE CABINET
WITH JEWELRY
MODULE

Content of this order ;
BG 02-257 1 pc
BM 33 1 pc
BM 08 1 pc
BM 10 1 pc
BM 11 1 pc
BM 14 1 pc
Consists of
these modules



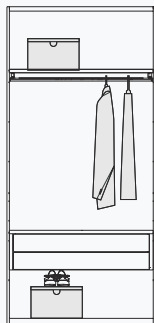
BD 08-257
BETA
DOUBLE CABINET WITH
JEWELRY AND
TROUSER MODULE

Content of this order ;
BG 02-257 1 pc
BM 33 1 pc
BM 10 1 pc
BM 08 1 pc
BM 09 1 pc
BM 14 1 pc
Consists of
these modules



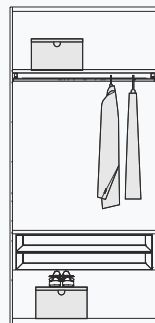
BD 09-257
BETA
DOUBLE CABINET
WITH TROUSER
MODULE

Content of this order ;
BG 02-257 1 pc
BM 33 1 pc
BM 09 1 pc
BM 10 1 pc
BM 14 1 pc
Consists of
these modules



BD 10-257
BETA
DOUBLE
CABINET WITH
2 DRAWERS
MODULE

Content of this order ;
BG 02-257 1 pc
BM 33 1 pc
BM 03 1 pc
BM 14 1 pc
Consists of
these modules



BD 11-257
BETA
DOUBLE
CABINET WITH
2 DRAWERS
GLASS
MODULE

Content of this order ;
BG 02-257 1 pc
BM 33 1 pc
BM 04 1 pc
BM 14 1 pc
Consists of
these modules



BD 12-257
BETA
DOUBLE
CABINET WITH
2 DRAWERS AND
9-COMPARTMENT
SHIRT MODULE

Content of this order ;
BG 02-257 1 pc
BM 33 1 pc
BM 03 1 pc
BM 12 1 pc
BM 05 1 pc
Consists of
these modules



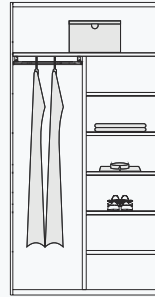
BD 13-237

BETA
**DOUBLE CABINET
WITH 2 DRAWERS
GLASS AND
9-COMPARTMENT
SHIRT MODULE**

Content of this order ;

- BG 02-237 1 pc
- BM 30 1 pc
- BM 04 1 pc
- BM 12 1 pc
- BM 05 1 pc

Consists of these modules



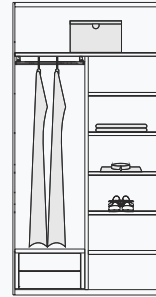
BD 14-237

BETA
**DOUBLE CABINET
WITH LONG
VERTICAL
SHELF
MODULE**

Content of this order ;

- BG 02-237 1 pc
- BM 30 1 pc
- BM 07 1 pc

Consists of these modules



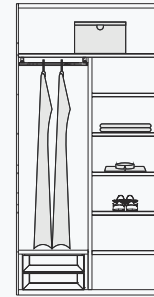
BD 15-237

BETA
**DOUBLE CABINET
WITH LONG
VERTICAL SHELF
AND DRAWERS
MODULE**

Content of this order ;

- BG 02-237 1 pc
- BM 30 1 pc
- BM 07 1 pc
- BM 60 1 pc

Consists of these modules



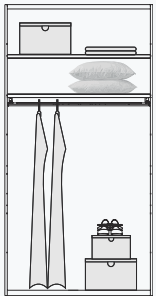
BD 16-237

BETA
**DOUBLE CABINET
WITH LONG
VERTICAL SHELF
AND DRAWERS
GLASS MODULE**

Content of this order ;

- BG 02-237 1 pc
- BM 30 1 pc
- BM 07 1 pc
- BM 61 1 pc

Consists of these modules



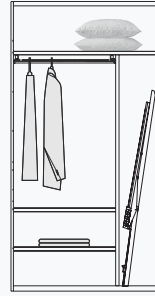
BD 17-237

BETA
**DOUBLE CABINET
WITH HANGER AND
2 SHELVES**

Content of this order ;

- BG 02-237 1 pc
- BM 30 1 pc
- BM 11 1 pc
- BM 14 1 pc

Consists of these modules



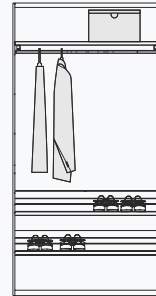
BD 18-237

BETA
**DOUBLE CABINET
WITH IRONING
SECTION
MODULE**

Content of this order ;

- BG 02-237 1 pc
- BM 30 1 pc
- BM 16 1 pc

Consists of these modules



BD 19-237

BETA
**DOUBLE CABINET
WITH SHOE
STORAGE
MODULE**

Content of this order ;

- BG 02-237 1 pc
- BM 30 1 pc
- BM 19 1 pc
- BM 14 1 pc

Consists of these modules



BD 20-237

BETA
**DOUBLE CABINET WITH
4 DRAWERS
MODULE AND
4 SHELVES**

Content of this order ;

- BG 02-237 1 pc
- BM 30 1 pc
- BM 13 1 pc
- BM 01 1 pc

Consists of these modules



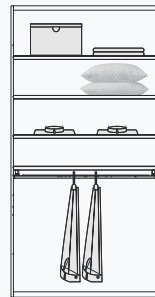
BD 21-237

BETA
**DOUBLE CABINET WITH
4 DRAWERS
GLASS
MODULE AND
4 SHELVES**

Content of this order ;

- BG 02-237 1 pc
- BM 30 1 pc
- BM 13 1 pc
- BM 02 1 pc

Consists of these modules



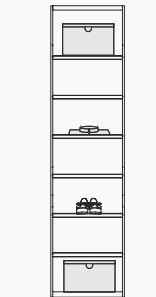
BD 22-237

BETA
**DOUBLE CABINET WITH
HANGER AND
4 SHELVES**

Content of this order ;

- BG 02-237 1 pc
- BM 30 1 pc
- BM 13 1 pc
- BM 14 1 pc

Consists of these modules



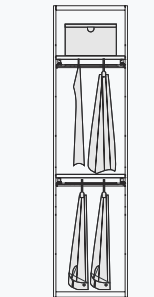
BD 60-237

BETA
**SINGLE CABINET WITH
6 SHELVES**

Content of this order ;

- BG 01-237 1 pc
- BM 64 2 pcs

Consists of these modules



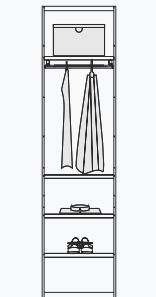
BD 61-237

BETA
**SINGLE CABINET
WITH
HANGER**

Content of this order ;

- BG 01-237 1 pc
- BM 66 1 pc

Consists of these modules



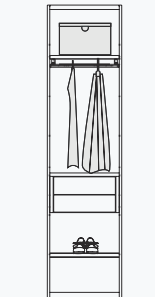
BD 62-237

BETA
**SINGLE CABINET
WITH HANGER
AND
SHELVES**

Content of this order ;

- BG 01-237 1 pc
- BM 64 1 pc
- BM 65 1 pc

Consists of these modules



BD 63-237

BETA
**SINGLE CABINET WITH
HANGER AND
DRAWERS
MODULE**

Content of this order ;

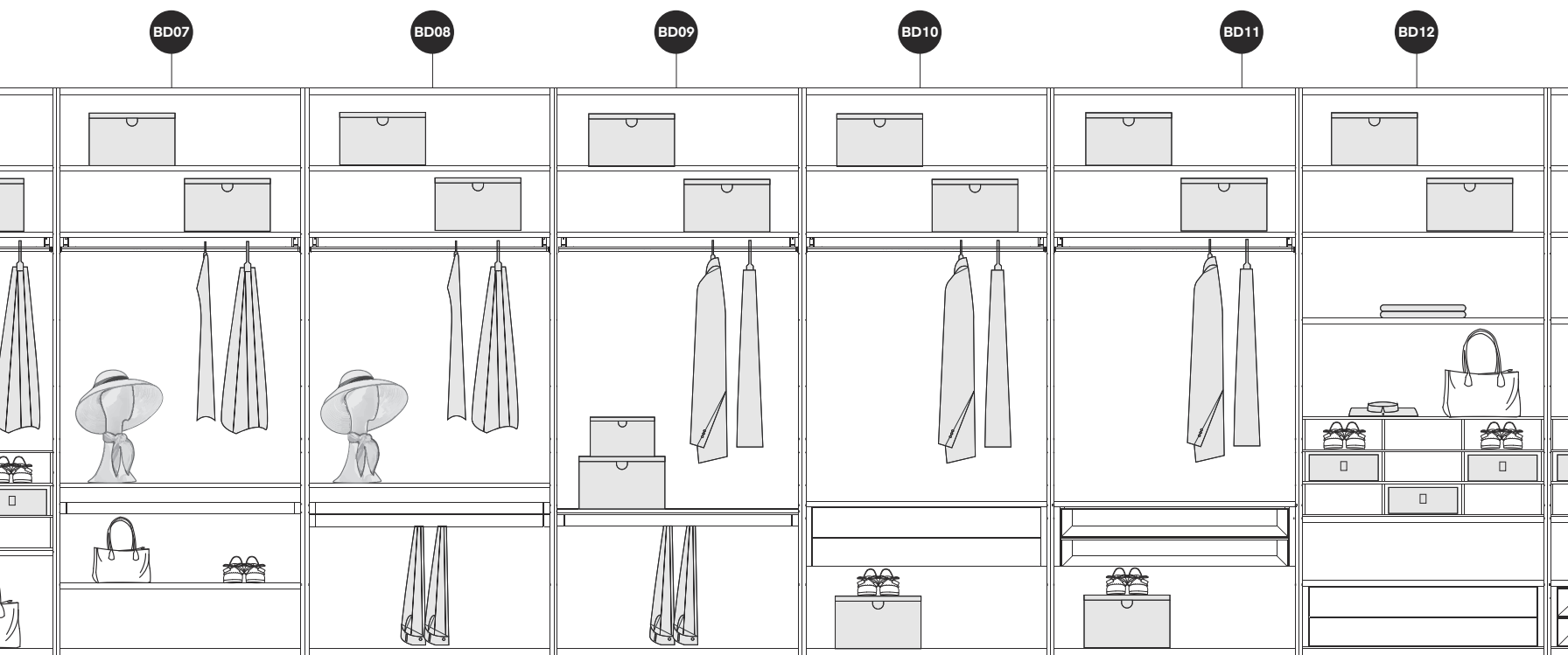
- BG 01-237 1 pc
- BM 62 1 pc
- BM 65 1 pc
- BM 60 1 pc

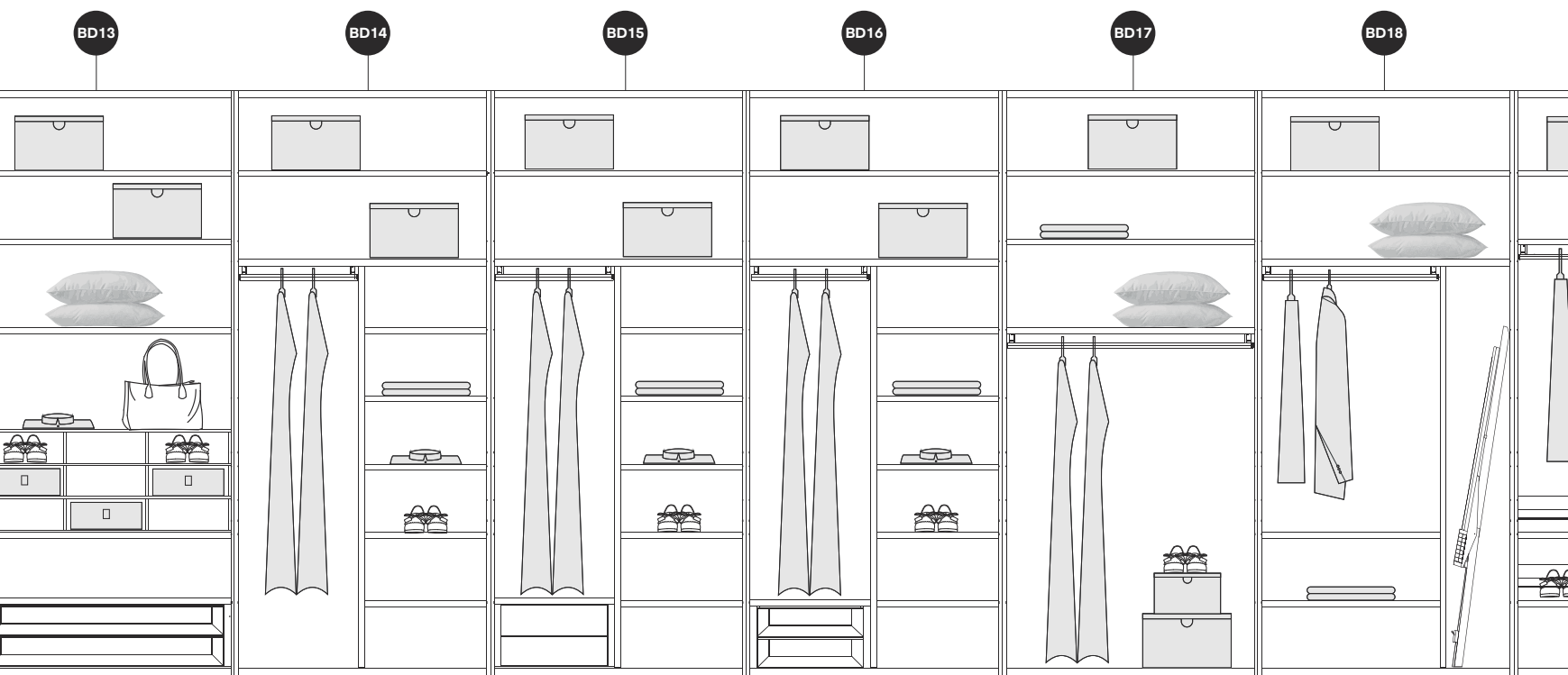
Consists of these modules

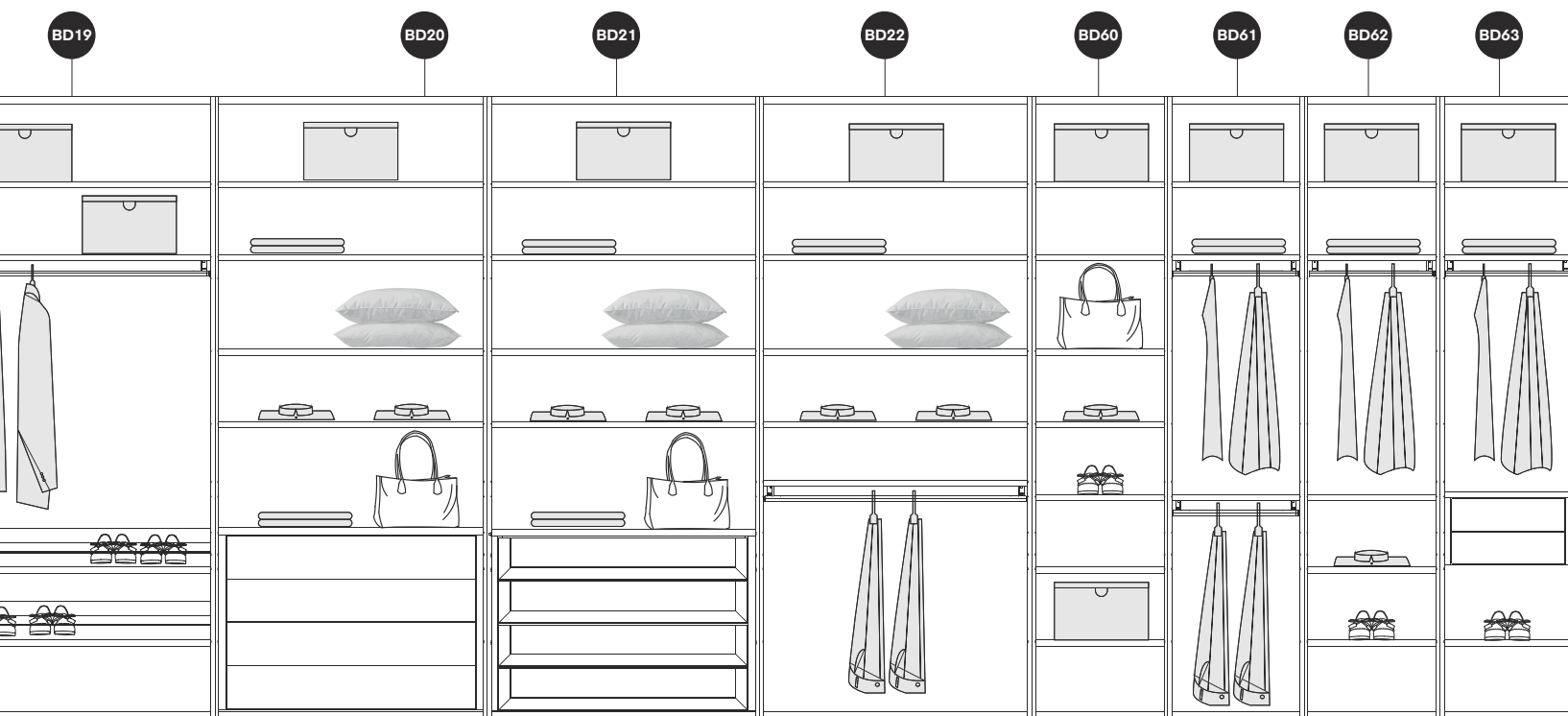


277 CM OUR SUGGESTIONS









PERSONALIZE BETA
AS YOU WISH !



BETA 277 CM OUR SUGGESTIONS



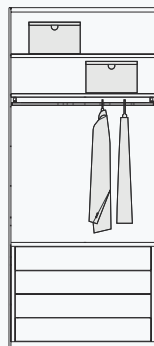
BD 01-277

BETA
DOUBLE
CABINET WITH
6 SHELVES

Content of this order ;

BG 02-277 1 pc
BM 36 1 pc
BM 11 1 pc
BM 13 2 pcs

Consists of
these modules



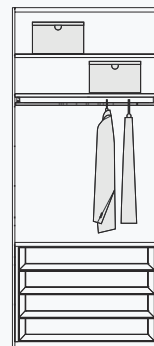
BD 02-277

BETA
DOUBLE
CABINET WITH
4 DRAWERS
MODULE

Content of this order ;

BG 02-277 1 pc
BM 36 1 pc
BM 01 1 pc
BM 14 1 pc
BM 11 1 pc

Consists of
these modules



BD 03-277

BETA
DOUBLE
CABINET WITH
4 DRAWERS
GLASS
MODULE

Content of this order ;

BG 02-277 1 pc
BM 36 1 pc
BM 02 1 pc
BM 14 1 pc
BM 11 1 pc

Consists of
these modules



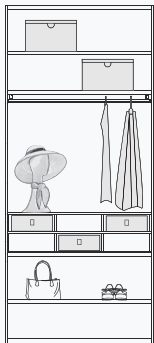
BD 04-277

BETA
DOUBLE
CABINET WITH
HANGER

Content of this order ;

BG 02-277 1 pc
BM 36 1 pc
BM 11 1 pc
BM 15 1 pc

Consists of
these modules



BD 05-277

BETA
DOUBLE
CABINET WITH
6-COMPARTMENT
SHIRT MODULE

Content of this order ;

BG 02-277 1 pc
BM 36 1 pc
BM 14 1 pc
BM 06 1 pc
BM 12 1 pc

Consists of
these modules




BD 06-277

BETA
DOUBLE
CABINET WITH
9-COMPARTMENT
SHIRT MODULE

Content of this order ;

BG 02-277 1 pc
BM 36 1 pc
BM 05 1 pc
BM 14 1 pc
BM 11 1 pc

Consists of
these modules




BD 07-277

BETA
DOUBLE CABINET
WITH JEWELRY
MODULE

Content of this order ;

BG 02-277 1 pc
BM 36 1 pc
BM 08 1 pc
BM 10 1 pc
BM 12 1 pc
BM 14 1 pc

Consists of
these modules



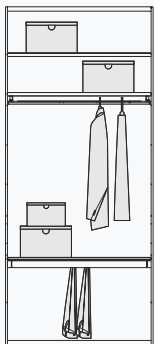
BD 08-277

BETA
DOUBLE CABINET
WITH JEWELRY
AND
TROUSER MODULE

Content of this order ;

BG 02-277 1 pc
BM 36 1 pc
BM 08 1 pc
BM 09 1 pc
BM 10 1 pc
BM 11 1 pc
BM 14 1 pc

Consists of
these modules



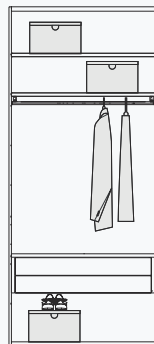
BD 09-277

BETA
DOUBLE CABINET
WITH TROUSER
MODULE

Content of this order ;

BG 02-277 1 pc
BM 36 1 pc
BM 09 1 pc
BM 10 1 pc
BM 11 1 pc
BM 14 1 pc

Consists of
these modules



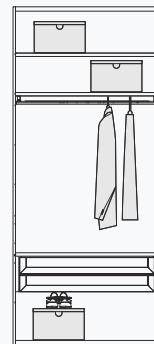
BD 10-277

BETA
DOUBLE
CABINET WITH
2 DRAWERS
MODULE

Content of this order ;

BG 02-277 1 pc
BM 36 1 pc
BM 03 1 pc
BM 11 1 pc
BM 14 1 pc

Consists of
these modules



BD 11-277

BETA
DOUBLE
CABINET WITH
2 DRAWERS
GLASS
MODULE

Content of this order ;

BG 02-277 1 pc
BM 36 1 pc
BM 04 1 pc
BM 11 1 pc
BM 14 1 pc

Consists of
these modules



BD 12-277

BETA
DOUBLE
CABINET WITH
2 DRAWERS AND
9-COMPARTMENT
SHIRT MODULE

Content of this order ;

BG 02-277 1 pc
BM 36 1 pc
BM 03 1 pc
BM 13 1 pc
BM 05 1 pc

Consists of
these modules

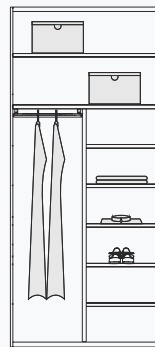
**BD 13-277**

BETA
DOUBLE CABINET WITH 2 DRAWERS GLASS AND 9-COMPARTMENT SHIRT MODULE

Content of this order ;

- BG 02-277 1 pc
- BM 36 1 pc
- BM 04 1 pc
- BM 13 1 pc
- BM 05 1 pc

Consists of these modules

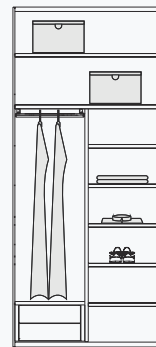
**BD 14-277**

BETA
DOUBLE CABINET WITH LONG VERTICAL SHELF MODULE

Content of this order ;

- BG 02-277 1 pc
- BM 36 1 pc
- BM 07 1 pc
- BM 11 1 pc

Consists of these modules

**BD 15-277**

BETA
DOUBLE CABINET WITH LONG VERTICAL SHELF AND DRAWERS MODULE

Content of this order ;

- BG 02-277 1 pc
- BM 36 1 pc
- BM 07 1 pc
- BM 11 1 pc
- BM 60 1 pc

Consists of these modules

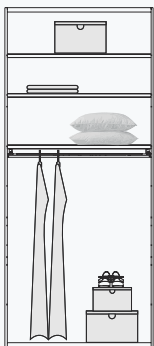
**BD 16-277**

BETA
DOUBLE CABINET WITH LONG VERTICAL SHELF AND DRAWERS GLASS MODULE

Content of this order ;

- BG 02-277 1 pc
- BM 36 1 pc
- BM 07 1 pc
- BM 11 1 pc
- BM 61 1 pc

Consists of these modules

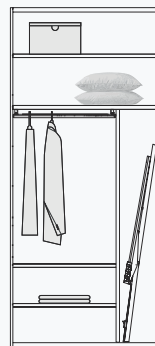
**BD 17-277**

BETA
DOUBLE CABINET WITH HANGER AND 2 SHELVES

Content of this order ;

- BG 02-277 1 pc
- BM 36 1 pc
- BM 12 1 pc
- BM 14 1 pc

Consists of these modules

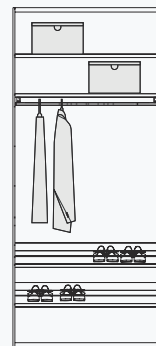
**BD 18-277**

BETA
DOUBLE CABINET WITH IRONING SECTION MODULE

Content of this order ;

- BG 02-277 1 pc
- BM 36 1 pc
- BM 16 1 pc
- BM 11 1 pc

Consists of these modules

**BD 19-277**

BETA
DOUBLE CABINET WITH SHOE STORAGE MODULE

Content of this order ;

- BG 02-277 1 pc
- BM 36 1 pc
- BM 19 1 pc
- BM 11 1 pc
- BM 14 1 pc

Consists of these modules

**BD 20-277**

BETA
DOUBLE CABINET WITH 4 DRAWERS MODULE AND 4 SHELVES

Content of this order ;

- BG 02-277 1 pc
- BM 36 1 pc
- BM 12 2 pcs
- BM 01 1 pc

Consists of these modules

**BD 21-277**

BETA
DOUBLE CABINET WITH 4 DRAWERS GLASS MODULE AND 4 SHELVES

Content of this order ;

- BG 02-277 1 pc
- BM 36 1 pc
- BM 12 2 pcs
- BM 02 1 pc

Consists of these modules

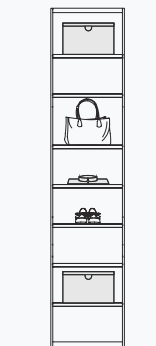
**BD 22-277**

BETA
DOUBLE CABINET WITH HANGER AND 4 SHELVES

Content of this order ;

- BG 02-277 1 pc
- BM 36 1 pc
- BM 12 2 pcs
- BM 14 1 pc

Consists of these modules

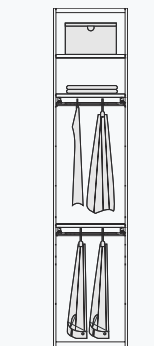
**BD 60-277**

BETA
SINGLE CABINET WITH 6 SHELVES

Content of this order ;

- BG 01-277 1 pc
- BM 64 2 pcs
- BM 62 1 pc

Consists of these modules

**BD 61-277**

BETA
SINGLE CABINET WITH HANGER

Content of this order ;

- BG 01-277 1 pc
- BM 62 1 pc
- BM 66 1 pc

Consists of these modules

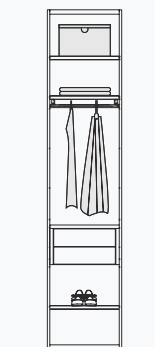
**BD 62-277**

BETA
SINGLE CABINET WITH HANGER AND SHELVES

Content of this order ;

- BG 01-277 1 pc
- BM 64 1 pc
- BM 62 1 pc
- BM 65 1 pc

Consists of these modules

**BD 63-277**

BETA
SINGLE CABINET WITH HANGER AND DRAWERS MODULE

Content of this order ;

- BG 01-277 1 pc
- BM 63 1 pc
- BM 65 1 pc
- BM 60 1 pc

Consists of these modules



09

COLORS

DO YOU PREFER A BRIGHT AND AIRY FEEL, A SOPHISTICATED AND ELEGANT ATMOSPHERE, A WARM AND NATURAL AMBIANCE, OR A MODERN AND SERENE ENVIRONMENT?

BETA is designed to perfectly complement your personal style and decor with four distinctive color options.





* THE INTERIOR FINISHES
AND MODULE COLORS
ARE STANDARD.
(MINK FABRIC, WALNUT)

* THE COLORS OF THE
MAKE-UP UNIT, ISLAND,
BENCH, AND COAT
CABINET ARE STANDARD.
(SANDSTONE)


* BETA COLORS ARE
APPLIED TO DOORS AND
COVERINGS.



LIGHT
OAK



CHESTNUT



DARK
CHESTNUT



SANDSTONE

BETA offers a rich color palette with options to suit every taste. With four distinctive shades, it has never been easier to both reflect your style and add an aesthetic touch to your living space. Designed to help you create your own atmosphere, BETA aspires to be the perfect complement to your interior decor.

10

DOORS

BETA'S UNIQUE DOOR DESIGNS COMBINE STYLE AND FUNCTIONALITY TO ELEVATE YOUR DRESSING ROOM.

With five different door alternatives, you can personalize your wardrobe to perfectly complement your room's decor. Siena doors add a sophisticated and elegant touch, while Bari doors let you showcase your individuality. For those seeking the warmth of wood, Parma doors are an ideal choice. To create a calm and serene atmosphere, Lima and Modena doors are perfect options.





BK 01 SIENA DOOR : Full length handle reflective glass door.
 Frame: Aluminum with mocha-colored electrostatic powder coating.
 Glass: 4 mm tempered smoked reflective glass.
 For double doors: Right door includes handle, left door is handleless.
 For single doors: No distinction between left or right.

BK 02 PARMA DOOR : Melamine-coated particle board door with full length handle
 Frame: Aluminum with mocha-colored electrostatic powder coating.
 Panel: 18 mm melamine-coated particle board (EGGER brand).
 Three door types available:
 Right-hand door with handle
 Left-hand door without handle
 Left-hand door with handle (for single cabinets only)
 Available in 4 color options.

BK 03 MODENA DOOR : Door with integrated metal handle.
 Frame: Aluminum with mocha-colored electrostatic powder coating.
 Panel: 18 mm melamine-coated MDF in sandstone color.
 Handle: Integrated metal handle with mocha-colored electrostatic powder coating.
 Three door types available:
 Right-hand door with handle
 Left-hand door without handle
 Left-hand door with handle (for single cabinets only)

BK 04 LIMA DOOR : Solid wood handle door.
 Frame: Aluminum with mocha-colored electrostatic powder coating.
 Panel: 18 mm MDF in sandstone color.
 Handle: Solid wood.
 Two door types available:
 Right-hand door with handle
 Left-hand door with handle.

BK 05 BARI DOOR : Acid-etched and ribbed glass door.
 Frame: Aluminum with mocha-colored electrostatic powder coating.
 Glass Options:
 4 mm tempered acid-etched glass
 4 mm ribbed glass
 4 mm mirror
 Back Panel: 8 mm chipboard with leather-look finish.
 Handle: Mocha-colored electrostatic powder coated metal handle.
 Three door types available:
 Right-hand door with handle
 Left-hand door without handle
 Left-hand door with handle (for single cabinets only)
 Available in 11 glass color options.
 Ribbed glass is only applied below the handle.



AVAILABLE WITH TOP
 AND BOTTOM MIRROR
 PANEL
 CONFIGURATION.

DOOR ALTERNATIVES




BK 01

SIENA
DOOR




BK 02

PARMA
DOOR



BK 03

MODENA
DOOR



BK 04

LIMA
DOOR



BK 05

BARI
DOOR




OPTIONS AVAILABLE FOR BOTH UPPER AND LOWER APPLICATIONS IN BARI DOORS (ACID ETCHED GLASS)




BARI DOOR



OPTIONS AVAILABLE FOR LOWER APPLICATIONS IN BARI DOORS (RIBBED GLASS)



BARI DOOR



PARMA DOOR





SIENA DOOR

BETA DOORS DESIGNED TO SUIT A VARIETY OF TASTES.

BETA doors offer options that provide a modern, natural, luxurious, and warm appearance. With their diverse dimensions and forms, they serve as a complementary element tailored to your cabinet's design and functional needs.


» **SMOKED REFLECTIVE GLASS**



LIMA DOOR

» **SOLID WALNUT**

» **SANDSTONE**



MODENA DOOR

» **SANDSTONE**



DUE TO PRINTING LIMITATIONS, COLORS MAY APPEAR DIFFERENT. FOR ACCURATE COLOR SELECTION, WE RECOMMEND REQUESTING A SAMPLE.



RIBBED GLASS IS EXCLUSIVELY APPLIED BENEATH THE HANDLE.



ADDITIONAL TOP CABINETS ARE AVAILABLE IN SIENA, PARMA, AND BARI DOORS. LIMA AND MODENA DOORS ARE NOT AVAILABLE FOR ADDITIONAL TOP CABINETS.

11

EXTRA MODULES

VANITY UNIT

ISLAND AND BENCH





VANITY UNIT

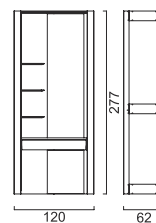
Discover BETA, a make-up unit thoughtfully designed to transform beauty routines into a more enjoyable experience. Every detail has been considered to provide both elegance and functionality, helping you keep your makeup area organized while offering smart storage solutions.

Featuring drawers, shelves, and a mirror, the BETA make-up unit brings together everything you need in one refined design.

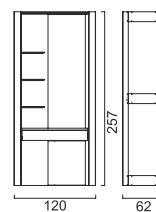


VANITY UNIT

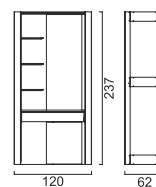
277



257



237





ISLAND AND BENCH

THE DRAWERS AND COMPARTMENTS IN THE ISLAND AND BENCH HELP YOU EASILY ORGANIZE YOUR ACCESSORIES.

With their durable construction, high-quality materials, and elegant design, our islands and benches are the perfect addition to bring both sophistication and functionality to any dressing room.



ISLAND MODULE
ISLAND COVER 2 pcs



BENCH MODULE
BENCH COVER 2 pcs

The island module features four drawers. The top drawer front is made of Mocha-colored painted MDF, while the other three drawer fronts are framed with Sand-colored aluminum and glass. The top panel combines glass and Sand-colored MDF for a refined look.

Drawer interiors are crafted with Daphne-colored 12 mm MDF profiles, and the drawer bases feature 8 mm leather-effect particle board. Each drawer is equipped with Hettich/Germany full-extension tandem rails with built-in soft-close functionality.

For finishing, Island Cover should be used. These covers are made of 30 mm MDF, Mocha-colored lacquered, CNC-processed for precise detailing.

The bench module includes a deep drawer with a Sand-colored front and a Mocha-colored recessed handle. The seat fabric can be chosen according to preference. For a clean finish, Bench Cover should be installed.



ISLAND AND BENCH OPTIONS

THANKS TO A VARIETY OF COMBINATION POSSIBILITIES, YOU CAN CREATE ELEGANT, PERSONALIZED ARRANGEMENTS FOR YOUR LIVING SPACE.

The Island module combines functionality and style, and can even be used as a dresser if needed.

Its flexible design allows Island and Bench modules to be arranged back-to-back or side-by-side, enabling limitless configuration options. The Beta Island is an excellent choice for creating custom combinations tailored to your space.

For a seamless and polished look, it is recommended to use Island and Bench Covers at the finishing edges.



IN BETA DRESSING ROOM,

 **ITALIANA**[®] // ITALIA
ferramenta

Titus  // ENGLAND


Hettich // GERMANY

HÄFELE // GERMANY


E EGGER // AUSTRIA

PRODUCTS HAS BEEN USED.

saloni

EUROPEAN HEAD OFFICE

Kärntner Ring 10 1010
Wien/AUSTRIA

Phone +43 1 243 01 00

info@saloni.at

444 75 64

TÜRKİYE CENTER

Yeniceköy Mahallesi
Fatih Sultan Mehmedhan Bulvarı
No. 36/1
İnegöl /Bursa / TÜRKİYE

Phone +90 224 711 31 30

info@saloni.com.tr

saloni.furniture

